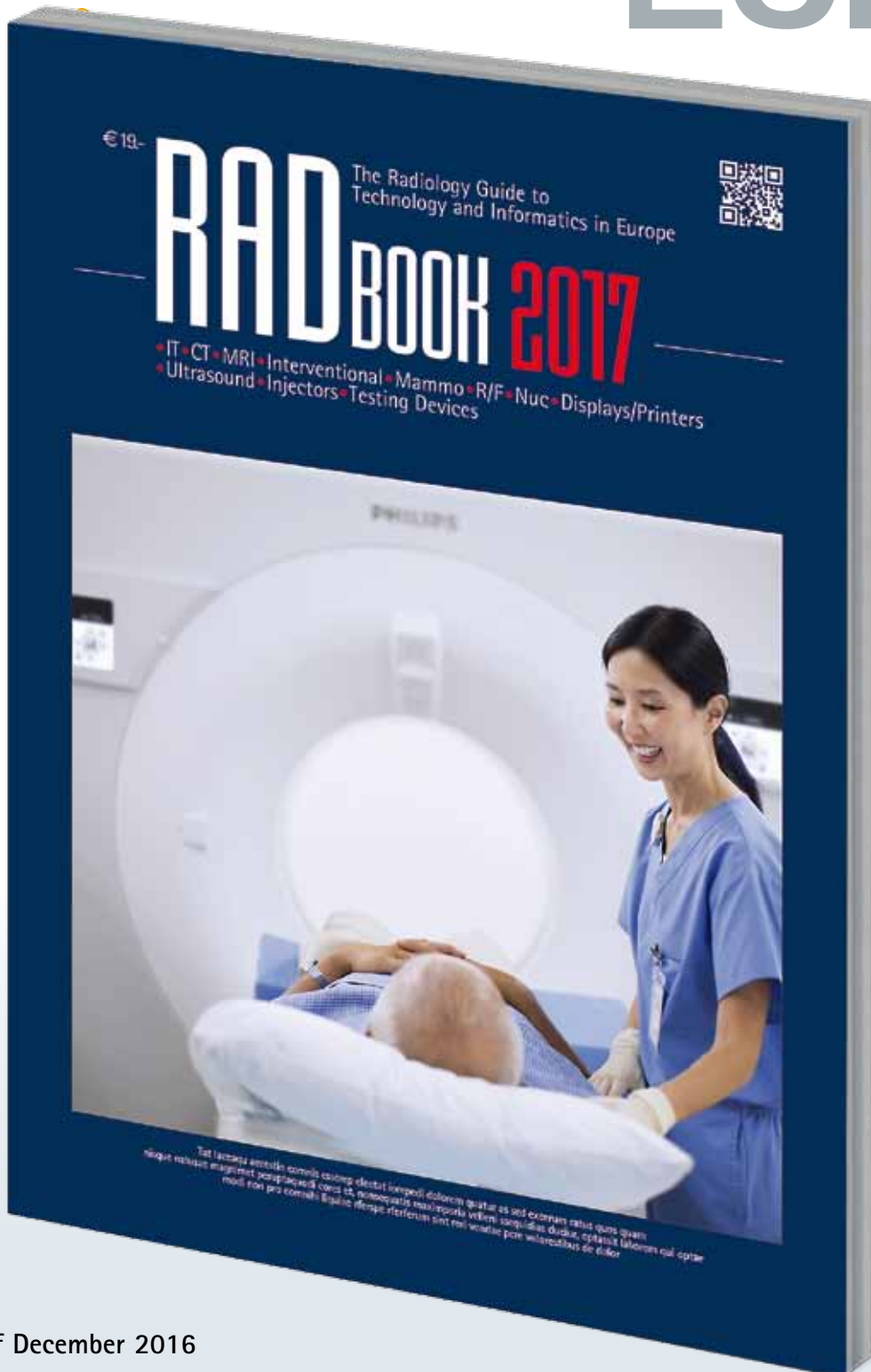


RADBOOK

The Radiology Guide to Diagnostics and Therapy in Europe

MEDIA 2017



Valid as of December 2016



SoniaVision G4 multifunctional R/F system

Your Guide to keep you up-to-date in radiology!

Deep insights for extended

In the year of Shimadzu's 140th anniversary, new systems continue the company's tradition in diagnostic imaging providing innovative technologies and industry firsts.



Trinias F12 crossover angiography system

Vascular Trinias

The Trinias and angiography mounting Trinias is essential for vascular interventional blood vessel or, with a...

The Trinias Shimadzu...
 • SCORE intervention
 • SMART response
 • SMILE element a

ULTRASOUND

Chison - ECO5

Mode B, C, M, PW
Scan format B, B/B, 4B, M, B/M, CFM, PW, Trapezoidal
Transducer inputs 2
Weight 6.5 kg (with built-in battery)

Highlights

- Ultra-portable color ultrasound system
- PW Doppler with auto-trace
- Additional phased array probe
- Wide viewing angle (0 - 180°), from left to right
- Built-in battery (2.5 hours)
- 12 inch rotatable LED monitor (0 - 30°)
- One key to full screen
- 8G memory card

Chison - ECO1

Mode B, B/B, 4B, M, B/M
Scan format Convex, Linear, Micro-Convex, Transvaginal
Transducer inputs 2
Weight 6.5 kg (with built-in battery)

Highlights

- Advanced image technologies: THI, SRA, i-Image, Compound imaging
- 8G memory card
- Dual probe connectors
- Trapezoidal
- High resolution LED monitor 30° rotatable
- One key to full screen
- Anti-water keyboard cover
- Chroma

• Better solution for accessories: Carry case & CartTR9000

Esaote - MyLabTwice

Mode 2D, 3D, 4D, M, CMM, CFM-PWD, XFlow, PW, CW, CnTI and others
Scan format Convex, Linear, Phased Array, Extended, 3D Panoramic and Volumetric
Transducer inputs 4 & 1 probe connectors

Highlights

- Premium system with Point-of-Care portable ultrasound unit optionally integrated
- Outstanding Ergonomics with intuitive Touch Screen panel, user friendly workflow
- Superb Imaging, Colour and Spectral Doppler with Advanced Technologies (Elaxto, Low MI CEUS, Fusion Imaging, 3D & 4D, QIMT, QAS, etc...) applicable to different types of transducer and to extensive range of clinical applications

Esaote - MyLabClassC

Mode 2D, 3D, 4D, M, CMM, CFM, PW, CW, PWR, XFlow
Scan format Convex, Linear, Phased Array, Extended, 3D Panoramic and Volumetric
Transducer inputs 4 & 1 probe connectors

Highlights

- High-end System, perfect choice for high performance combined with excellent ergonomics (including Touch Screen) and user friendly workflow.
- Superb Imaging, Colour and Spectral Doppler with Advanced Technologies (Elaxto, Low MI CEUS, Fusion Imaging, 3D & 4D, QIMT, QAS, etc...)
- Multidisciplinary Digital Platform for General Imaging, Women's Health, Cardiovascular and other clinical applications

Esaote - MyLabSeven

Mode 2D, 3D, 4D, M, CMM, CFM, PW, CW, PWR, XFlow and others
Scan format Convex, Linear, Phased Array, Extended, Panoramic and Volumetric
Transducer inputs 4 probe connectors

Highlights

- Focused on the real diagnostic value, this innovative system delivers high-class imaging performance and compact size in Cardiac, Vascular, Women's Healthcare and General Imaging applications
- The intelligent software and touch-screen allow unique features
- This system provides easy access, personalized settings, standardized protocols
- Adv. features available, i.e.: Elaxto, CEUS and Strain4D

Esaote - MyLabSix

Mode 2D, 3D, 4D, M, CMM, CFM, PW, CW, PWR and others
Scan format Convex, Linear, Phased Array, Extended, Panoramic
Transducer inputs 3 Probe connectors

Highlights

- MyLabSix is the Premium Choice for an affordable Share Service Ultrasound
- The system is design to maximise user comfort and diagnostic confidence
- Includes 19" Wide screen monitor, Touch Screen and easy workflow
- With its extended transducer range, the system is perfect for many clinical applications from application specific to fully share services
- Ultra-low power consumption, Green Product

Image Distribution

Radiology	Portal Solution	Cloud Computing Application
Imaging Suite	ICIS	ICIS
Healthcare IT Suite	Canon Healthcare IT Suite	Canon Healthcare IT Suite
	CHILI/Telemedicine Record	OmniPACS
Web mobile	Suitestensa Web	Suitestensa Web Suitestensa Mobile
	Xplore Web	Xplore Web
th ero	Centricity RIS with eRadCockpit, Centricity 360	Centricity 360
	MED-TAB	MED-TAB
Health Relations RC		RadCentre as a Service
ITZ Hyper.WEB ITZ Hyper.TELEMED ITZ Hyper.COM ITZ Hyper.UP		ITZ Hyper.PACS Telearchive ITZ Hyper.WEB Cloud ITZ Hyper.ARC Cloud

The


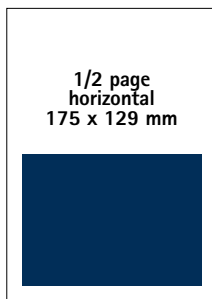
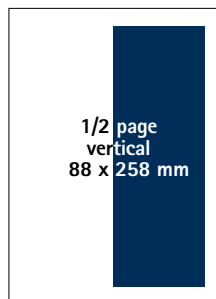
RAD BOOK

2017

RADBOOK online:

www.healthcare-in-europe.com





PRODUCT AND COMPANY ENTRIES PRINT & ONLINE

Basic – 1/6 page full color product entries (4 entries max),
Logo and address details in the manufacturer list € 900,-

Full – 1/6 page full color product entries (12 entries max),
logo on related chapter covers plus logo and address
details in the manufacturer list € 1,500,-

For more than 12 products entries prices on request

ADVERTISING RATES PRINT

1/1 page A4, 4c € 5,500,-
Plus Full package (incl. online)

1/2 page A4, 4c vertical and horizontal € 2,900,-
Plus Full package (incl. online)

ADDITIONAL ONLINE FORMATS

Skyscraper (160 x 600 px – subcategory page) per month € 900,-

Content Banner (960 x 100 px subcategory page) per month € 750,-

User Report/Whitepaper (category page) – per month € 750,-

Text Ad Slider (homepage) per month € 2,900,-

Text Ad Big- or Widescreen (homepage) per month € 2,200,-

RADBOOK AS E-PAPER

The RADBOOK is available as E-paper at healthcare-in-europe.com.

As additional service we will integrate a direct link from the E-paper ad or company entry to your homepage. This service will be charged automatically with € 95 as part of your print booking unless you explicitly opt out.

**Booking
deadline:**
27.01.2017

**Advertising
copy
deadline:**
15.02.2017

FREQUENCY RATE / DISTRIBUTION

Frequency rate: once a year, eleventh edition to be published March 1, 2017

Distribution in total: 21,500 copies

Distribution by direct mail, individually addressed:

(Radiologists, Cardiologists and Managing Directors) 17,000 copies

Austria	423	Great Britain	3,082	Poland	175
Belgium	405	Greece	84	Portugal	117
Bosnia	8	Hungary	181	Romania	44
Bulgaria	35	Iceland	25	Russia	559
Croatia	110	Italy	1,136	Serbia	81
Czech Republic	142	Ireland	9	Slovakia	69
Denmark	177	Latvia	50	Slovenia	35
Estonia	63	Lithuania	24	Spain	1,438
Finland	184	Luxembourg	5	Sweden	104
France	3,200	The Netherlands	287	Switzerland	222
Germany	4,345	Norway	91	Turkey	29
				Others	61
					17,000

Circulation at fairs and congresses:

4,000 copies • Voucher copies: 400 • File copies: 100

CONTACT

EUROPEAN HOSPITAL Verlags GmbH
Daniela Zimmermann
Theodor-Althoff-Str. 45
D-45133 Essen, Germany
Phone +49 201 87126 851
Mobile +49 172 213 4961
zimmermann@european-hospital.com



RADIOLOGIEFORUM
Guido Gebhardt
Adalbert-Stifter-Weg 2b
D-85661 Forstinning, Germany
Phone +49 8121 61 761
Mobile +49 0151 156 74833
gebhard@radiologieforum.de